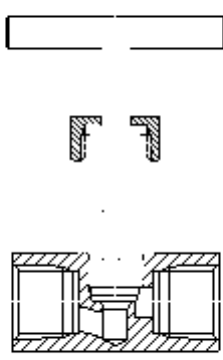


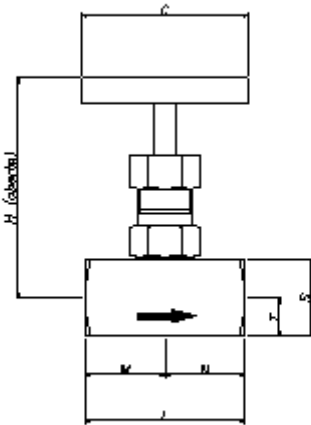


Características		
	1 - Corpo	Tarugo de aço trefilado em SAE 1020 com tratamento superficial anti-corrosivo, Inox AISI 304 ou AISI 316.
	2 - Castelo	Aço trefilado em SAE 1020 com tratamento superficial anti-corrosivo Inox AISI 304 ou AISI 316.
	3 - Calço	Aço trefilado em SAE 1020 com tratamento superficial anti-corrosivo Inox AISI 304 ou AISI 316.
	4 - Gaxeta	Teflon (PTFE) puro ou Graflex (para alta temperatura).
	5 - Aperta gaxeta	Aço trefilado em SAE 1020 com tratamento superficial anti-corrosivo, Inox AISI 304.
	6 - Porca	Aço Trefilado em SAE 1020 com tratamento superficial anti-corrosivo, Inox AISI 304.
	7 - Haste	Aço trefilado solubilizado em Inox AISI 420, 304 ou 316.
	8 - Manípulo	Aço trefilado em SAE 1020 com tratamento superficial anti-corrosivo Inox AISI 420.

- Teste Hidrostático em todas as Válvulas após a montagem.
- Opcionalmente aplicação de Stellite na Sede ou Agulha.

LEGENDA DAS SIGLAS	
VACF	Válvula A gulha Aço C arbono F êmea
VAIF	Válvula A gulha Aço I nox 304 F êmea
VAYF	Válvula A gulha Aço I nox 316 F êmea
VACM	Válvula A gulha Aço C arbono M acho
VAIOD	Válvula A gulha Aço I nox 304 tubo OD

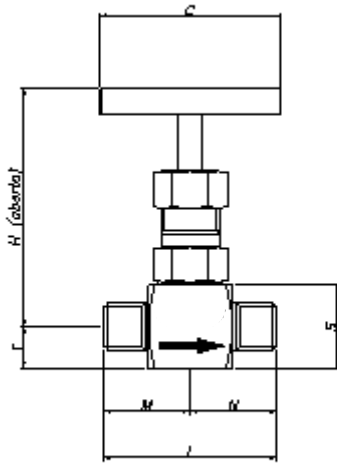
Série 3000 -Classe de Pressão : Óleo, Água e Gás à 40°C -3000lbs ou 210kg/m²



Dimensões- Modelos de Conexões Fêmea (VACF/VAIF/VAYF)

Código	Passagem Efetiva (mm)	Conexões		C	H	L	M	N	S	T	CV	Peso (kg)
		Entrada	Saída									
VACF/VAIF/VAYF 1/8" NPT	3,0	1/8" NPT	1/8" NPT	70	79,0	47,5	23,75	23,75	25,40	12,70	0,19	0,370
VACF/VAIF/VAYF 1/8" BSP	3,0	1/8" BSP	1/8" BSP	70	79,0	47,5	23,75	23,75	25,40	12,70	0,19	0,370
VACF/VAIF/VAYF 1/8" SW	3,0	1/8" SW	1/8" SW	70	79,0	47,5	23,75	23,75	25,40	12,70	0,19	0,370
VACF/VAIF/VAYF 1/4" NPT	4,5	1/4" NPT	1/4" NPT	70	79,0	47,5	23,75	23,75	25,40	12,70	0,43	0,350
VACF/VAIF/VAYF 1/4" BSP	4,5	1/4" BSP	1/4" BSP	70	79,0	47,5	23,75	23,75	25,40	12,70	0,43	0,350
VACF/VAIF/VAYF 1/4" SW	4,5	1/4" SW	1/4" SW	70	79,0	47,5	23,75	23,75	25,40	12,70	0,43	0,350
VACF/VAIF/VAYF 3/8" NPT	5,5	3/8" NPT	3/8" NPT	70	79,0	47,5	23,75	23,75	25,40	12,70	0,65	0,325
VACF/VAIF/VAYF 3/8" BSP	5,5	3/8" BSP	3/8" BSP	70	79,0	47,5	23,75	23,75	25,40	12,70	0,65	0,325
VACF/VAIF/VAYF 3/8" SW	5,5	3/8" SW	3/8" SW	70	79,0	47,5	23,75	23,75	25,40	12,70	0,65	0,325
VACF/VAIF/VAYF 1/2" NPT	7,0	1/2" NPT	1/2" NPT	70	83,0	60,0	30,00	30,00	28,57	14,28	1,03	0,450
VACF/VAIF/VAYF 1/2" BSP	7,0	1/2" BSP	1/2" BSP	70	83,0	60,0	30,00	30,00	28,57	14,28	1,03	0,450
VACF/VAIF/VAYF 1/2" SW	7,0	1/2" SW	1/2" SW	70	83,0	60,0	30,00	30,00	28,57	14,28	1,03	0,450
VACF/VAIF/VAYF 3/4" NPT	8,5	3/4" NPT	3/4" NPT	70	97,5	70,0	35,00	35,00	38,10	19,05	1,4	0,850
VACF/VAIF/VAYF 3/4" BSP	8,5	3/4" BSP	3/4" BSP	70	97,5	70,0	35,00	35,00	38,10	19,05	1,4	0,850
VACF/VAIF/VAYF 3/4" SW	8,5	3/4" SW	3/4" SW	70	97,5	70,0	35,00	35,00	38,10	19,05	1,4	0,850
VACF/VAIF/VAYF 1" NPT	11,0	1" NPT	1" NPT	90	126,0	89,0	44,50	44,50	50,80	25,40	2,4	1,090
VACF/VAIF/VAYF 1" BSP	11,0	1" BSP	1" BSP	90	126,0	89,0	44,50	44,50	50,80	25,40	2,4	1,090
VACF/VAIF/VAYF 1" SW	11,0	1" SW	1" SW	90	126,0	89,0	44,50	44,50	50,80	25,40	2,4	1,090
VACF/VAIF/VAYF 1.1/2" NPT	16,0	1.1/2" NPT	1.1/2" NPT	105	132,0	104,0	56,00	56,00	63,50	31,75	5,0	2,900
VACF/VAIF/VAYF 1.1/2" BSP	16,0	1.1/2" BSP	1.1/2" BSP	105	132,0	104,0	56,00	56,00	63,50	31,75	5,0	2,900
VACF/VAIF/VAYF 1.1/2" SW	16,0	1.1/2" SW	1.1/2" SW	105	132,0	104,0	56,00	56,00	63,50	31,75	5,0	2,900

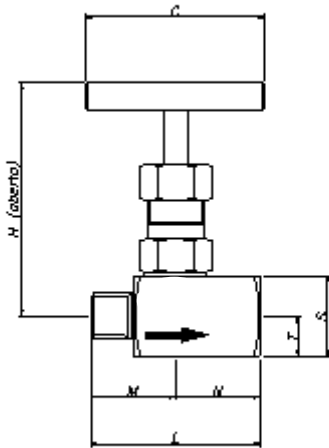
Série 3000 -Classe de Pressão : Óleo, Água e Gás à 40°C -3000lbs ou 210kg/m²



Conexões Macho (VACM/VAIM/VAYM)

Código	Passagem Efetiva (mm)	Conexões		C	H	L	M	N	S	T	CV	Peso (kg)
		Entrada	Saída									
VACM/VAIM/VAYM 1/4" NPT	4,5	1/4" NPT	1/4" NPT	70	79,0	51,0	25,50	25,50	25,40	12,70	0,43	0,315
VACM/VAIM/VAYM 1/4" BSP	4,5	1/4" BSP	1/4" BSP	70	79,0	51,0	25,50	25,50	25,40	12,70	0,43	0,315
VACM/VAIM/VAYM 3/8" NPT	5,5	3/8" NPT	3/8" NPT	70	79,0	51,0	25,50	25,50	25,40	12,70	0,65	0,340
VACM/VAIM/VAYM 3/8" BSP	5,5	3/8" BSP	3/8" BSP	70	79,0	51,0	25,50	25,50	25,40	12,70	0,65	0,340
VACM/VAIM/VAYM 1/2" NPT	7,0	1/2" NPT	1/2" NPT	70	83,0	60,0	30,00	30,00	28,57	14,28	1,03	0,420
VACM/VAIM/VAYM 1/2" BSP	7,0	1/2" BSP	1/2" BSP	70	83,0	60,0	30,00	30,00	28,57	14,28	1,03	0,420
VACM/VAIM/VAYM 3/4" NPT	8,5	3/4" NPT	3/4" NPT	70	97,5	70,0	35,00	35,00	38,10	19,05	1,4	0,820
VACM/VAIM/VAYM 3/4" BSP	8,5	3/4" BSP	3/4" BSP	70	97,5	70,0	35,00	35,00	38,10	19,05	1,4	0,820
VACM/VAIM/VAYM 1" NPT	11,0	1" NPT	1" NPT	90	126,0	89,0	44,50	44,50	50,80	25,40	2,4	1,00
VACM/VAIM/VAYM 1" BSP	11,0	1" BSP	1" BSP	90	126,0	89,0	44,50	44,50	50,80	25,40	2,4	1,00
VACM/VAIM/VAYM 1.1/2" NPT	16,0	1.1/2" NPT	1.1/2" NPT	105	132,0	104,0	56,00	56,00	63,50	31,75	5,0	2,800
VACM/VAIM/VAYM 1.1/2" BSP	16,0	1.1/2" BSP	1.1/2" BSP	105	132,0	104,0	56,00	56,00	63,50	31,75	5,0	2,800

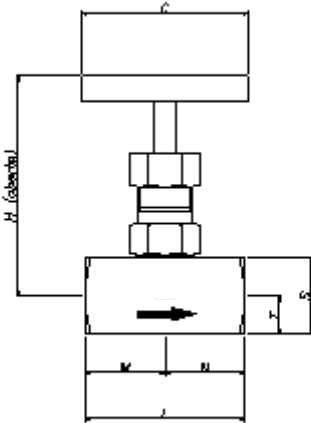
Série 3000 -Classe de Pressão : Óleo, Água e Gás à 40°C -3000lbs ou 210kg/m²



Conexões Macho/Fêmea
(VACMF/VAIMF/VAYMF)

Código	Passagem Efetiva (mm)	Conexões		C	H	L	M	N	S	T	CV	Peso (kg)
		Entrada	Saída									
VACMF/VAIMF/VAYMF 1/4" NPT	4,5	1/4" NPT	1/4" NPT	70	79,0	49,5	25,75	23,75	25,40	12,70	0,43	0,350
VACMF/VAIMF/VAYMF 1/4" BSP	4,5	1/4" BSP	1/4" BSP	70	79,0	49,5	25,75	23,75	25,40	12,70	0,43	0,350
VACMF/VAIMF/VAYMF 1/4" SW	4,5	1/4" NPT	1/4" SW	70	79,0	49,5	25,75	23,75	25,40	12,70	0,43	0,350
VACMF/VAIMF/VAYMF 3/8" NPT	5,5	3/8" NPT	3/8" NPT	70	79,0	49,5	25,75	23,75	25,40	12,70	0,65	0,325
VACMF/VAIMF/VAYMF 3/8" BSP	5,5	3/8" BSP	3/8" BSP	70	79,0	49,5	25,75	23,75	25,40	12,70	0,65	0,325
VACMF/VAIMF/VAYMF 3/8" SW	5,5	3/8" NPT	3/8" SW	70	79,0	49,5	25,75	23,75	25,40	12,70	0,65	0,325
VACMF/VAIMF/VAYMF 1/2" NPT	7,0	1/2" NPT	1/2" NPT	70	83,0	60,0	30,00	30,00	28,57	14,28	1,03	0,450
VACMF/VAIMF/VAYMF 1/2" BSP	7,0	1/2" BSP	1/2" BSP	70	83,0	60,0	30,00	30,00	28,57	14,28	1,03	0,450
VACMF/VAIMF/VAYMF 1/2" SW	7,0	1/2" NPT	1/2" SW	70	83,0	60,0	30,00	30,00	28,57	14,28	1,03	0,450
VACMF/VAIMF/VAYMF 3/4" NPT	8,5	3/4" NPT	3/4" NPT	70	97,5	70,0	35,00	35,00	38,10	19,05	1,4	0,850
VACMF/VAIMF/VAYMF 3/4" BSP	8,5	3/4" BSP	3/4" BSP	70	97,5	70,0	35,00	35,00	38,10	19,05	1,4	0,850
VACMF/VAIMF/VAYMF 3/4" SW	8,5	3/4" NPT	3/4" SW	70	97,5	70,0	35,00	35,00	38,10	19,05	1,4	0,850
VACMF/VAIMF/VAYMF 1" NPT	11,0	1" NPT	1" NPT	90	126,0	89,0	44,50	44,50	50,80	25,40	2,4	1,090
VACMF/VAIMF/VAYMF 1" BSP	11,0	1" BSP	1" BSP	90	126,0	89,0	44,50	44,50	50,80	25,40	2,4	1,090
VACMF/VAIMF/VAYMF 1" SW	11,0	1" NPT	1" SW	90	126,0	89,0	44,50	44,50	50,80	25,40	2,4	1,090
VACMF/VAIMF/VAYMF 1.1/2" NPT	16,0	1.1/2" NPT	1.1/2" NPT	105	132,0	104,0	56,00	56,00	63,50	31,75	5,0	2,900
VACMF/VAIMF/VAYMF 1.1/2" BSP	16,0	1.1/2" BSP	1.1/2" BSP	105	132,0	104,0	56,00	56,00	63,50	31,75	5,0	2,900
VACMF/VAIMF/VAYMF 1.1/2"SW	16,0	1.1/2"NPT	1.1/2"SW	105	132,0	104,0	56,00	56,00	63,50	31,75	5,0	2,900

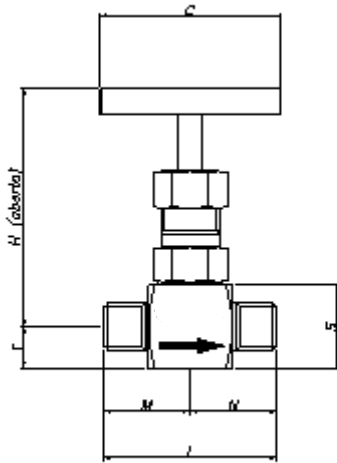
Série 6000 -Classe de Pressão : Óleo, Água e Gás à 40°C -6000lbs ou 420kg/m²



Dimensões- Modelos de Conexões
Fêmea (VACF/VAIF/VAYF)

Código	Passagem Efetiva (mm)	Conexões		C	H	L	M	N	S	T	CV	Peso (kg)
		Entrada	Saída									
VACF/VAIF/VAYF 1/8" NPT	3,0	1/8" NPT	1/8" NPT	70	82,0	47,5	23,75	23,75	28,57	14,28	0,19	0,470
VACF/VAIF/VAYF 1/8" BSP	3,0	1/8" BSP	1/8" BSP	70	82,0	47,5	23,75	23,75	28,57	14,28	0,19	0,470
VACF/VAIF/VAYF 1/8" SW	3,0	1/8" SW	1/8" SW	70	82,0	47,5	23,75	23,75	28,57	14,28	0,19	0,470
VACF/VAIF/VAYF 1/4" NPT	4,5	1/4" NPT	1/4" NPT	70	82,0	47,5	23,75	23,75	28,57	14,28	0,43	0,430
VACF/VAIF/VAYF 1/4" BSP	4,5	1/4" BSP	1/4" BSP	70	82,0	47,5	23,75	23,75	28,57	14,28	0,43	0,430
VACF/VAIF/VAYF 1/4" SW	4,5	1/4" SW	1/4" SW	70	82,0	47,5	23,75	23,75	28,57	14,28	0,43	0,430
VACF/VAIF/VAYF 3/8" NPT	5,5	3/8" NPT	3/8" NPT	70	82,0	47,5	23,75	23,75	28,57	14,28	0,65	0,390
VACF/VAIF/VAYF 3/8" BSP	5,5	3/8" BSP	3/8" BSP	70	82,0	47,5	23,75	23,75	28,57	14,28	0,65	0,390
VACF/VAIF/VAYF 3/8" SW	5,5	3/8" SW	3/8" SW	70	82,0	47,5	23,75	23,75	28,57	14,28	0,65	0,390
VACF/VAIF/VAYF 1/2" NPT	7,0	1/2" NPT	1/2" NPT	70	86,5	60,0	30,00	30,00	31,75	15,87	1,03	0,545
VACF/VAIF/VAYF 1/2" BSP	7,0	1/2" BSP	1/2" BSP	70	86,5	60,0	30,00	30,00	31,75	15,87	1,03	0,545
VACF/VAIF/VAYF 1/2" SW	7,0	1/2" SW	1/2" SW	70	86,5	60,0	30,00	30,00	31,75	15,87	1,03	0,545
VACF/VAIF/VAYF 3/4" NPT	8,5	3/4" NPT	3/4" NPT	70	99,0	70,0	35,00	35,00	41,27	20,63	1,4	0,980
VACF/VAIF/VAYF 3/4" BSP	8,5	3/4" BSP	3/4" BSP	70	99,0	70,0	35,00	35,00	41,27	20,63	1,4	0,980
VACF/VAIF/VAYF 3/4" SW	8,5	3/4" SW	3/4" SW	70	99,0	70,0	35,00	35,00	41,27	20,63	1,4	0,980
VACF/VAIF/VAYF 1" NPT	11,0	1" NPT	1" NPT	90	126,0	89,0	44,50	44,50	50,80	25,40	2,4	1,090
VACF/VAIF/VAYF 1" BSP	11,0	1" BSP	1" BSP	90	126,0	89,0	44,50	44,50	50,80	25,40	2,4	1,090
VACF/VAIF/VAYF 1" SW	11,0	1" SW	1" SW	90	126,0	89,0	44,50	44,50	50,80	25,40	2,4	1,090
VACF/VAIF/VAYF 1.1/2" NPT	16,0	1.1/2" NPT	1.1/2" NPT	105	132,0	104,0	56,00	56,00	63,50	31,75	5,0	2,900
VACF/VAIF/VAYF 1.1/2" BSP	16,0	1.1/2" BSP	1.1/2" BSP	105	132,0	104,0	56,00	56,00	63,50	31,75	5,0	2,900
VACF/VAIF/VAYF 1.1/2" SW	16,0	1.1/2" SW	1.1/2" SW	105	132,0	104,0	56,00	56,00	63,50	31,75	5,0	2,900

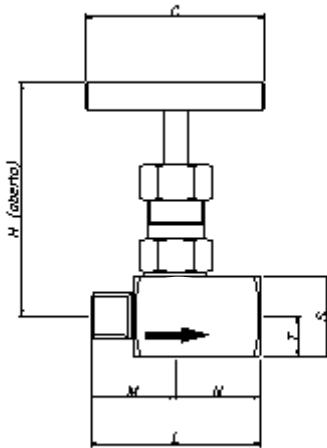
Série 6000 -Classe de Pressão : Óleo, Água e Gás à 40°C -6000lbs ou 420kg/m²



Conexões Macho (VACM/VAIM/VAYM)

Código	Passagem Efetiva (mm)	Conexões		C	H	L	M	N	S	T	CV	Peso (kg)
		Entrada	Saída									
VACM/VAIM/VAYM 1/4" NPT	4,5	1/4" NPT	1/4" NPT	70	79,0	51,0	25,50	25,50	28,57	14,28	0,43	0,400
VACM/VAIM/VAYM 1/4" BSP	4,5	1/4" BSP	1/4" BSP	70	79,0	51,0	25,50	25,50	28,57	14,28	0,43	0,400
VACM/VAIM/VAYM 3/8" NPT	5,5	3/8" NPT	3/8" NPT	70	79,0	51,0	25,50	25,50	28,57	14,28	0,65	0,375
VACM/VAIM/VAYM 3/8" BSP	5,5	3/8" BSP	3/8" BSP	70	79,0	51,0	25,50	25,50	28,57	14,28	0,65	0,375
VACM/VAIM/VAYM 1/2" NPT	7,0	1/2" NPT	1/2" NPT	70	83,0	60,0	30,00	30,00	31,75	15,87	1,03	0,515
VACM/VAIM/VAYM 1/2" BSP	7,0	1/2" BSP	1/2" BSP	70	83,0	60,0	30,00	30,00	31,75	15,87	1,03	0,515
VACM/VAIM/VAYM 3/4" NPT	8,5	3/4" NPT	3/4" NPT	70	97,5	70,0	35,00	35,00	41,27	20,63	1,4	0,950
VACM/VAIM/VAYM 3/4" BSP	8,5	3/4" BSP	3/4" BSP	70	97,5	70,0	35,00	35,00	41,27	20,63	1,4	0,950
VACM/VAIM/VAYM 1" NPT	11,0	1" NPT	1" NPT	90	126,0	89,0	44,50	44,50	50,80	25,40	2,4	1,00
VACM/VAIM/VAYM 1" BSP	11,0	1" BSP	1" BSP	90	126,0	89,0	44,50	44,50	50,80	25,40	2,4	1,00
VACM/VAIM/VAYM 1.1/2" NPT	16,0	1.1/2" NPT	1.1/2" NPT	105	132,0	104,0	56,00	56,00	63,50	31,75	5,0	2,800
VACM/VAIM/VAYM 1.1/2" BSP	16,0	1.1/2" BSP	1.1/2" BSP	105	132,0	104,0	56,00	56,00	63,50	31,75	5,0	2,800

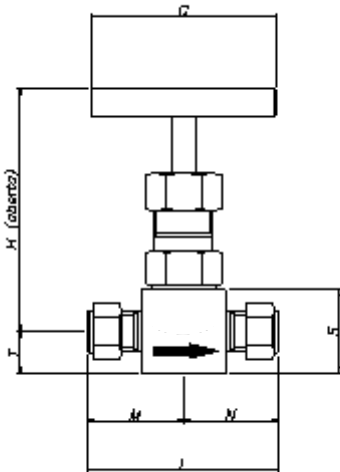
Série 6000 -Classe de Pressão : Óleo, Água e Gás à 40°C -6000lbs ou 420kg/m²



Conexões Macho/Fêmea
(VACMF/VAIMF/VAYMF)

Código	Passagem Efetiva (mm)	Conexões		C	H	L	M	N	S	T	CV	Peso (kg)
		Entrada	Saída									
VACMF/VAIMF/VAYMF 1/4" NPT	4,5	1/4" NPT	1/4" NPT	70	79,0	49,5	25,75	23,75	28,57	14,28	0,43	0,430
VACMF/VAIMF/VAYMF 1/4" BSP	4,5	1/4" BSP	1/4" BSP	70	79,0	49,5	25,75	23,75	28,57	14,28	0,43	0,430
VACMF/VAIMF/VAYMF 1/4" SW	4,5	1/4" NPT	1/4" SW	70	79,0	49,5	25,75	23,75	28,57	14,28	0,43	0,430
VACMF/VAIMF/VAYMF 3/8" NPT	5,5	3/8" NPT	3/8" NPT	70	79,0	49,5	25,75	23,75	28,57	14,28	0,65	0,390
VACMF/VAIMF/VAYMF 3/8" BSP	5,5	3/8" BSP	3/8" BSP	70	79,0	49,5	25,75	23,75	28,57	14,28	0,65	0,390
VACMF/VAIMF/VAYMF 3/8" SW	5,5	3/8" NPT	3/8" SW	70	79,0	49,5	25,75	23,75	28,57	14,28	0,65	0,390
VACMF/VAIMF/VAYMF 1/2" NPT	7,0	1/2" NPT	1/2" NPT	70	83,0	60,0	30,00	30,00	31,75	15,87	1,03	0,545
VACMF/VAIMF/VAYMF 1/2" BSP	7,0	1/2" BSP	1/2" BSP	70	83,0	60,0	30,00	30,00	31,75	15,87	1,03	0,545
VACMF/VAIMF/VAYMF 1/2" SW	7,0	1/2" NPT	1/2" SW	70	83,0	60,0	30,00	30,00	31,75	15,87	1,03	0,545
VACMF/VAIMF/VAYMF 3/4" NPT	8,5	3/4" NPT	3/4" NPT	70	97,5	70,0	35,00	35,00	41,27	20,63	1,4	0,980
VACMF/VAIMF/VAYMF 3/4" BSP	8,5	3/4" BSP	3/4" BSP	70	97,5	70,0	35,00	35,00	41,27	20,63	1,4	0,980
VACMF/VAIMF/VAYMF 3/4" SW	8,5	3/4" NPT	3/4" SW	70	97,5	70,0	35,00	35,00	41,27	20,63	1,4	0,980
VACMF/VAIMF/VAYMF 1" NPT	11,0	1" NPT	1" NPT	90	126,0	89,0	44,50	44,50	50,80	25,40	2,4	1,090
VACMF/VAIMF/VAYMF 1" BSP	11,0	1" BSP	1" BSP	90	126,0	89,0	44,50	44,50	50,80	25,40	2,4	1,090
VACMF/VAIMF/VAYMF 1" SW	11,0	1" NPT	1" SW	90	126,0	89,0	44,50	44,50	50,80	25,40	2,4	1,090
VACMF/VAIMF/VAYMF 1.1/2" NPT	16,0	1.1/2" NPT	1.1/2" NPT	105	132,0	104,0	56,00	56,00	63,50	31,75	5,0	2,900
VACMF/VAIMF/VAYMF 1.1/2" BSP	16,0	1.1/2" BSP	1.1/2" BSP	105	132,0	104,0	56,00	56,00	63,50	31,75	5,0	2,900
VACMF/VAIMF/VAYMF 1.1/2" SW	16,0	1.1/2" NPT	1.1/2" SW	105	132,0	104,0	56,00	56,00	63,50	31,75	5,0	2,900

Série 6000 -Classe de Pressão : Óleo, Água e Gás à 40°C -6000lbs ou 420kg/m²



Conexões para Tubo OD
(VACOD/VAIOD/VAYOD)

Código	Passagem Efetiva (mm)	Conexões		C	H	L	M	N	S	T	CV	Peso (kg)
		Entrada	Saída									
VACOD/VAIOD/VAYOD 1/8"	2,5	1/8"	1/8"	70	82,0	65	32,5	32,5	25,40	12,70	0,13	0,320
VACOD/VAIOD/VAYOD 3	2,5	3 mm	3 mm	70	82,0	65	32,5	32,5	25,40	12,70	0,13	0,320
VACOD/VAIOD/VAYOD 1/4"	4,0	1/4"	1/4"	70	82,0	65	32,5	32,5	25,40	12,70	0,34	0,350
VACOD/VAIOD/VAYOD 6	4,0	6 mm	6 mm	70	82,0	65	32,5	32,5	25,40	12,70	0,34	0,350
VACOD/VAIOD/VAYOD 3/8"	5,5	3/8"	3/8"	70	82,0	70	35,0	35,0	28,57	14,28	0,65	0,450
VACOD/VAIOD/VAYOD 10	5,5	10 mm	10 mm	70	82,0	70	35,0	35,0	28,57	14,28	0,65	0,450
VACOD/VAIOD/VAYOD 1/2"	7,0	1/2"	1/2"	70	86,5	75,0	37,50	37,50	31,75	15,87	1,03	0,570
VACOD/VAIOD/VAYOD 12	7,0	12 mm	12 mm	70	86,5	75,0	37,50	37,50	31,75	15,87	1,03	0,570

www.bermo.com.br

Matriz
Blumenau-SC
47 2123-4444
bermo@bermo.com.br

Filiais
Chapecó-SC
49 3322-2177
bermocco@bermo.com.br

Curitiba-PR
41 2111-4344
bermocwb@bermo.com.br

Joinville-SC
47 3435-3635
bermojvl@bermo.com.br

Rio Grande do Sul
51 3464-5159
bermopoa@bermo.com.br

Salvador-BA
71 3512-4488
bermossa@bermo.com.br

São Paulo-SP
11 2505-1500
bermosp@bermo.com.br